

STEEL PLATFORM BODIES



KNAPHEIDE PLATFORM BODIES

Knapheide has been designing and manufacturing platform bodies since the introduction of the Model T. Today, Knapheide continues to produce the highest quality platforms available.

With selections tailored to various duty cycles, there is a Knapheide Platform Body for any application.



// **VALUE-MASTER-X™**
PLATFORM BODIES



// **WESTERNER**
PLATFORM BODIES



// **HEAVY-HAULER JUNIOR™**
PLATFORM BODIES



// **CARGO-HAULER™**
PLATFORM BODIES



// **HEAVY-HAULER™**
PLATFORM BODIES



PVMX-93C
**Body may be shown
with optional features*

// **VALUE-MASTER-X™** PLATFORM BODIES

Knapheide's most popular platform, the Value-Master-X™ (PVMX), is a value-priced standard duty platform with distinctive tail skirt styling. It has been engineered to work in both hoist and non-hoist applications.

PVMX models are available in 8'-26' lengths and for all size chassis. Chassis-specific models are available for Ford Transit and Ram ProMaster chassis cabs.

STANDARD FEATURES

- Multiple flooring options:
 - Wood: 2" nominal treated #1 grade dense yellow pine with tongue and groove construction
 - Smooth steel: 10-gauge, high strength (50,000 psi yield strength)
 - Tread plate: 1/8" thick
- Long sills with gusseted cross members
 - 5" on 12' and shorter platforms
 - 7" on 13' and longer platforms
 - 6" for SRW (80 Series) platforms
- Formed, 11-gauge high strength (50,000 psi) cross members are spaced on 18" centers for 12' and shorter platforms and 12" centers on 13' and longer platforms
- Side and end rails constructed of formed 12-gauge high strength steel (50,000 psi)
- Reinforced internal stake pockets are sized to accept 2x4 lumber as well as a wide array of Knapheide side options
- All clearance and marker lights meet FMVSS 108 requirements
- Water-based undercoating on underside of platform
- Durable, oven-cured high gloss black finish top coat
- Electrodeposition prime-paint system provides superior corrosion resistance



PG-93B
*Body may be shown
with optional features


// WESTERNER PLATFORM BODIES

The Westerner Platform Body is one of Knapheide's most economical, yet reliable, flatbed models. The distinct wrap-around floor design and one piece rear skirt make the Westerner Platform stand out from the crowd.

Westerner Platform models are available in 8'-14' lengths and are compatible with single and dual rear wheel chassis.

STANDARD FEATURES

- 12-gauge high strength tread plate wrap-around floor design creates a rigid floor without the use of side rails
- Structural long sills with gusseted cross members
 - 4" on 11' and shorter platforms
 - 5" on 12' and longer platforms
- 12-gauge high strength cross members are spaced on 18" centers
- Front rear end rails are constructed of formed, 12-gauge high strength steel
- Reinforced internal stake pockets are sized to accept 2x4 lumber as well as a wide array of Knapheide side options
- One piece rear skirt has screened covers for chassis light protection
- All clearance, marker and identification lights meet FMVSS 108 requirements
- Water-based undercoating on underside of platform
- Durable, oven-cured high gloss black finish top coat
- Electrodeposition prime-paint system provides superior corrosion resistance





PHHJ-123
*Body may be shown
with optional features

// HEAVY-HAULER JUNIOR™ PLATFORM BODIES

The Heavy-Hauler Junior™ (PHHJ) is a durable, standard duty platform with distinctive tail skirt styling and rub rails. It has been engineered to work in both hoist and non -hoist applications.

PHHJ models are available in 9'-26' lengths and are compatible with dual rear wheel chassis.

STANDARD FEATURES

- Multiple flooring options:
 - Wood: 2" nominal treated #1 grade dense yellow pine with tongue and groove construction
 - Smooth steel: 10-gauge, high strength (50,000 psi yield strength)
 - Tread plate: 1/8" thick
- Structural long sills with gusseted cross members
 - 5" on 12' and shorter platforms
 - 7" on 14' and longer platforms
- Formed, 11-gauge high strength (50,000 psi) cross members are spaced on 16" centers for 12' and shorter platforms and 12" centers on 14' and longer platforms
- Side and end rails constructed of formed 12-gauge high strength steel (50,000 psi)
- Reinforced heavy duty stake pockets are sized to accept 2x4 lumber as well as a wide array of Knapheide side options
- External rub rail constructed of 3/8" steel located on both sides and across the rear of the platform
- All clearance and marker lights meet FMVSS 108 requirements
- Water-based undercoating on underside of platform
- Durable, oven-cured high gloss black finish top coat
- Electrodeposition prime-paint system provides superior corrosion resistance



PCH-163B
**Body may be shown
with optional features*

// **CARGO-HAULER™** PLATFORM BODIES

Knapheide's Cargo-Hauler™ (PCH) platform has a robust understructure to withstand tough job site applications. The PCH is a heavy duty platform with distinctive tail skirt styling. It has been engineered to work in both hoist and non-hoist applications.

PHC models are available in 12'–26' lengths and are compatible with dual rear wheel chassis.

STANDARD FEATURES

- Multiple flooring options:
 - Wood: 2" nominal treated #1 grade dense yellow pine with tongue and groove construction
 - Smooth steel: 7-gauge mild steel (36,000 psi yield strength)
 - Tread plate: 3/16" thick
- Structural long sills with gusseted cross members
 - 5" on 12' and shorter platforms
 - 7" on 13' and longer platforms
- Structural channel cross members are spaced on 12" centers
- Side and end rails constructed of formed 7-gauge mild steel (36,000 psi)
- Reinforced, internal stake pockets are sized to accept 2x4 lumber as well as a wide array of Knapheide side options
- All clearance and marker lights meet FMVSS 108 requirements
- Water-based undercoating on underside of platform
- Durable, oven-cured high gloss black finish top coat
- Electrodeposition prime-paint system provides superior corrosion resistance



PHHS-224B
*Body may be shown
with optional features

// **HEAVY-HAULER™** PLATFORM BODIES

The Heavy-Hauler™ (PHH) is Knapheide's most rugged platform, designed to handle the most severe of hauling applications. It has been engineered to work in both hoist and non-hoist applications.

PHH models are available in 12'–26' lengths and are compatible with dual rear wheel chassis.

STANDARD FEATURES

- Multiple flooring options:
 - Wood: 2" nominal treated #1 grade dense yellow pine with tongue and groove construction
 - Smooth steel: 7-gauge mild steel (36,000 psi yield strength)
 - Tread plate: 3/16" thick
- Structural long sills with gusseted cross members
 - 5" on 12' and shorter platforms
 - 7" on 14' and longer platforms
- Structural channel cross members are spaced on 12" centers
- Side and end rails constructed of structural C-channel steel
- Heavy duty, reinforced external stake pockets are sized to accept 2x4 lumber as well as a wide array of Knapheide side options
- External rub rails constructed of 3/8" steel located on both sides of the platform
- All clearance and marker lights meet FMVSS 108 requirements
- Water-based undercoating on underside of platform
- Durable, oven-cured high gloss black finish top coat
- Electrodeposition prime-paint system provides superior corrosion resistance

REQUEST A QUOTE

Visit knapheide.com/quote and fill out the form to receive a quote and additional product information.

POPULAR OPTIONS

// SIDE OPTIONS

The addition of any of Knapheide's extensive platform side options can transform your platform into a multi-functional body for many uses.



STAKE RACKS

Stake racks are compatible with all Knapheide platforms. Choose between interlocking clip or quiet latch stake racks. Racks are completely immersed in Knapheide's electrodeposition prime-paint system and have a black painted finish.

Stake racks are available in 28" or 40" high sides.



REFUSE SIDES - PUNCHED

Punched refuse sides are compatible with the PVMX series platforms and the BH4096C bulkhead. Rear doors are equipped with a latch and bail system, pivot up to 270 degrees and can be secured in the open or closed position.

Refuse sides are available in solid or partially punched versions.



REFUSE SIDES - SOLID

Solid refuse sides are compatible with all the PVMX series platforms. Racks are completely immersed in Knapheide's electrodeposition prime-paint system for superior corrosion resistance. Solid refuse sides can be used for a wide variety of applications.

Solid refuse sides are available in 40" height and 9' and 12' lengths only.



CONTRACTOR E-Z LOADER DROP SIDE PACKAGE

Drop side contractor packages are compatible with PVMX and PCH series platforms. Each side drops down to a full 180 degrees for easy access. Sides feature 45-degree sloped rub rails. Double acting tailgate may be dropped 90 or 180 degrees. Spreader chains position tailgate for material spreading depth.

E-Z loader drop sides are available in 8', 9', 10', 11' and 12' lengths.



CONTRACTOR FIXED SIDE PACKAGE

Fixed side contractor packages are compatible with PVMX and PCH series platforms up to 16' in length. A stake pocket model bulkhead and 14" high sides are standard. Tailgate may be lowered and secured parallel to the ground, dropped down to 180 degrees, or removed completely.




LANDSCAPER RACKS

Landscaper racks are compatible with 96 series PVMX platforms and BH, BHR and BHRB4096C bulkheads. They feature center punch panels and a sure lock system locking the racks into the stake pockets. Quiet latches secure the stake racks together. The rear doors can pivot 270 degrees and lock into the full open position.

Landscaper racks are available for 9', 12' and 14' models.

// BULKHEADS

Knapheide bulkheads are built for functionality and style. The use of long lasting durable materials and strong structural design protect you from the heaviest load, keeping you and your truck safe.



BH SERIES

- Rectangular bulkhead
- Drop-in style with punched window
- Compatible with all platforms, recommended for stake racks
- Bulkhead material: 11-gauge high strength steel (102 Series 56" models are 10-gauge)
- Vertical post material: 13-gauge high strength steel



BHG SERIES

- Rectangular bulkhead
- Drop-in style with punched window and attached gussets
- Compatible with all platforms, recommended for stake racks
- Bulkhead material: 11-gauge high strength steel (102 Series 56" models are 10-gauge)
- Vertical post material: 13-gauge high strength steel




BHR AND BHRB SERIES

- Rectangular bulkhead, heavy duty reinforced
- Weld-on (BHR) and bolt-on (BHRB) style with punched window
- Compatible with all platforms
- Bulkhead material: 11-gauge high strength steel (102 Series 56" models are 10-gauge)
- Vertical post material: 11-gauge high strength steel outer post, 3" structural channel inner post



BHTS SERIES

- Westerner bulkhead
- Drop-in style with punched window
- Styled for Westerner platform
- Compatible with all platforms. Compatible only with 6", 12" and 28" racks
- Bulkhead material: 14-gauge high strength steel
- Vertical post material: 13-gauge high strength steel



BHT SERIES

- Tapered bulkhead
- Drop-in style with punched window
- Compatible with all platforms. Not compatible with racks or grain sides.
- Bulkhead material: 11-gauge high strength steel
- Vertical post material: 13-gauge high strength steel



BHRT SERIES

- Rectangular bulkhead
- Heavy duty, reinforced weld-on style with punched window
- Compatible with all platforms. Not compatible with racks or grain sides.
- Bulkhead material: 11-gauge high strength steel
- Vertical post material: 13-gauge high strength steel outer post, 3" structural channel inner post

**All bulkheads are primed with electrodeposition gray epoxy paint and finish coated with oven-cured black enamel paint. See Platform price pages for model specific information and applications.*

// OPTIONS




// STEEL TOOLBOXES

- Automotive quality 3-point T-handle latches
- Continuous stainless steel hinges are pry-proof and corrosion-resistant
- Extra heavy duty door chains installed
- Continuous door seals protect against water, dirt and dust
- Automotive grade, high gloss top coat
- Above body toolboxes available in white or black. Underbody toolboxes available in black.

// KNAPHOIST

- Rugged, stable lift arm constructed of 3/4" thick high tensile strength steel
- "Lost Motion Device" on select models provides lower mounting height resulting in greater stability
- High pressure, double-acting cylinder(s) for improved control of load when dumping
- Threaded cylinder gland cap prevents cylinder damage in "load over center" conditions
- Automatic body bracing positioning
- 3-year warranty



// OTHER OPTIONS



**APITONG
WOOD
FLOOR**




**POLY BOARD
FLOOR**




**INTEGRATED
D-RING TIE
DOWNS**



ROPE HOOK



**UNDERBODY
TIE-DOWN
RAILS**



**UNDERBODY
SLIDING
TIE-DOWN
CHANNEL**



**UNDERBODY
STORAGE
COMPARTMENT**

Available in 8' and 10' lengths



**RECEIVER
HITCH**



KNAP-PACK

Also available in straight and tapered sides



**ICC
BUMPER**

Other options not shown:

SPARE TIRE RETAINER

**SMOOTH STEEL/TREAD PLATE
OVERLAY ON WOOD FLOOR**

*Available in 7-gauge or 10-gauge smooth steel, or
1/8" or 3/16" tread plate*

// VALUE-MASTER-X™ MODELS

LENGTH	CA	SRW MODELS (80 Series)			DRW MODELS		
		WOOD	SMOOTH STEEL	TREAD PLATE	WOOD	SMOOTH STEEL	TREAD PLATE
8'6"	56"	PVMX-868C	PVMXS-868C	PVMXT-868C	PVMX-86C	PVMXS-86C	PVMXT-86C
9'3"	60"	PVMX-938C	PVMXS-938C	PVMXT-938C	PVMX-93C	PVMXS-93C	PVMXT-93C
10'3"	72"-84"	-	-	-	PVMX-103C	PVMXS-103C	PVMXT-103C
11'3"	84"	-	-	-	PVMX-113C	PVMXS-113C	PVMXT-113C
12'3"	84"-102"	-	-	-	PVMX-123C	PVMXS-123C	PVMXT-123C
13'3"	108"	-	-	-	PVMX-133C	PVMXS-133C	PVMXT-133C
14'3"	102"-124"	-	-	-	PVMX(W)-143C	PVMX(W)S-143C	PVMX(W)T-143C
16'3"	108"-138"	-	-	-	PVMX(W)-163C	PVMX(W)S-163C	PVMX(W)T-163C
18'3"	120"-152"	-	-	-	PVMX(W)-183C	PVMX(W)S-183C	PVMX(W)T-183C
20'3"	136"-168"	-	-	-	PVMX(W)-203C	PVMX(W)S-203C	PVMX(W)T-203C
22'3"	144"-192"	-	-	-	PVMX(W)-223C	PVMX(W)S-223C	PVMX(W)T-223C
24'3"	158"-196"	-	-	-	PVMX(W)-243C	PVMX(W)S-243C	PVMX(W)T-243C
26'3"	196"-270"	-	-	-	PVMX(W)-263C	PVMX(W)S-263C	PVMX(W)T-263C

*Models with (W) denotes 102" nominal width

// WESTERNER PLATFORM MODELS

MODEL	CHASSIS	BODY LENGTH	BODY WIDTH	LONG SILL SPACING	NET WEIGHT
PG-838B	56" CA SRW	8'3"	78.25"	38"	630 lb.
PG-938B	60" CA SRW	9'3"	78.25"	34"	709 lb.
PG-83B	56" CA DRW	8'3"	94.25"	38"	689 lb.
PG-93B	60" CA DRW	9'3"	94.25"	34"	751 lb.
PG-113B	84" CA DRW	11'3"	94.25"	34"	903 lb.
PG-123B	84" CA DRW	12'3"	94.25"	34"	991 lb.
PG-143B	108" CA DRW	14'3"	94.25"	34"	1,140 lb.

// HEAVY-HAULER JUNIOR™ MODELS

LENGTH	CA	DRW MODELS (94 Series)		
		WOOD	SMOOTH STEEL	TREAD PLATE
9'3"	60"	PHHJ-93B	PHHJS-93B	PHHJT-93B
11'3"	72"-84"	PHHJ-113B	PHHJS-113B	PHHJT-113B
12'3"	84"-102"	PHHJ-123B	PHHJS-123B	PHHJT-123B
14'3"	102"-124"	PHHJ-143B	PHHJS-143B	PHHJT-143B
16'3"	108"-138"	PHHJ-163B	PHHJS-163B	PHHJT-163B
18'3"	120"-152"	PHHJ-183B	PHHJS-183B	PHHJT-183B
20'3"	136"-168"	PHHJ-203B	PHHJS-203B	PHHJT-203B
22'3"	144"-192"	PHHJ-223B	PHHJS-223B	PHHJT-223B
24'3"	158"-196"	PHHJ-243B	PHHJS-243B	PHHJT-243B
26'3"	196"-270"	PHHJ-263B	PHHJS-263B	PHHJT-263B

// CARGO-HAULER™ MODELS

LENGTH	CA	DRW MODELS (96 Series)		
		WOOD	SMOOTH STEEL	TREAD PLATE
12'3"	84"-102"	PCH-123B	PCHS-123B	PCHT-123B
13'3"	102"-108"	PCH-133B	PCHS-133B	PCHT-133B
14'3"	102"-124"	PCH-143B	PCHS-143B	PCHT-143B
16'3"	108"-138"	PCH-163B	PCHS-163B	PCHT-163B
18'3"	120"-152"	PCH-183B	PCHS-183B	PCHT-183B
20'3"	136"-168"	PCH-203B	PCHS-203B	PCHT-203B
22'3"	144"-192"	PCH-223B	PCHS-223B	PCHT-223B
24'3"	158"-196"	PCH-243B	PCHS-243B	PCHT-243B
26'3"	196"-270"	PCH-263B	PCHS-263B	PCHT-263B

// HEAVY-HAULER™ MODELS

LENGTH	CA	DRW MODELS (94 Series)		
		WOOD	SMOOTH STEEL	TREAD PLATE
12'4"	84"-102"	PHH-124B	PHHS-124B	PHHT-124B
14'4"	102"-124"	PHH-144B	PHHS-144B	PHHT-144B
16'4"	108"-134"	PHH-164B	PHHS-164B	PHHT-164B
18'4"	131"-152"	PHH-184B	PHHS-184B	PHHT-184B
20'4"	146"-168"	PHH-204B	PHHS-204B	PHHT-204B
22'4"	160"-192"	PHH-224B	PHHS-224B	PHHT-224B
24'4"	174"-196"	PHH-244B	PHHS-244B	PHHT-244B
26'4"	196"-270"	PHH-264B	PHHS-264B	PHHT-264B



COMMITMENT TO CORROSION RESISTANCE

Corrosion won't be a concern when you buy quality Knapheide products. To give you the best corrosion protection, we utilize a state-of-the-art, custom-designed, 12-step, SST cathodic electrodeposition finishing system, called "E-Coat."

It bonds prime paint to steel by an electroplating process to give you a superior coat of primer, resulting in better corrosion protection compared to spraying methods.

This system allows us to create products with the highest level of corrosion resistance available.

NEVER SETTLE

If you are going to be a leader, it takes more than building a high-quality product. It means never being totally satisfied with that product, no matter how high quality it may be. It requires constant vigilance and a willingness to take a chance on something new. And it means exceeding expectations every time. As the industry changes, one thing never will—our commitment to making customers like you as productive and efficient as possible. We know you don't settle, and we don't either. That's why we want you never to settle for anything less than Knapheide on the back of your truck.

Knapheide. Never settle.

THREE-YEAR, LIMITED WARRANTY



NO RUST
THROUGH



FREE FROM DEFECTS
IN WORKMANSHIP



FREE FROM DEFECTS
IN MATERIALS

Visit www.knapheide.com/warranty for more information.



The Knapheide Manufacturing Company
1848 Westphalia Strasse | Quincy, IL 62305

217-222-7131
www.knapheide.com

KNAPHEIDE
SINCE 1848