

**KNAPHEIDE**  
SINCE 1848

# ALUMINUM PLATFORM BODIES



# ALUMINUM PLATFORM BODIES

---

Lightweight and strong, the aluminum platform body can get the job done and last for years to come. Assembled with aerospace techniques and utilizing Military-grade aluminum extrusions, the aluminum platform body is class-leading in strength, durability and longevity.

Available in lengths from 6.5'-18'.




ALPB-96  
*\*Body may be shown  
with optional features*

# STANDARD FEATURES



Composed of Military-grade aluminum extrusions, resulting in a body that is 40% lighter than steel, returning payload back to the operator.



Military-grade aluminum extruded floor planks perform double-duty, providing exceptional styling and strength for the floor, as well as unmatched structural strength as the cross sills



External 3/8" thick Military-grade aluminum rub rails are attached to the sides with hardware for easy replacement in the event of damage.


\*not included on the 80" wide models



Long sills are an extruded aluminum structural channel.



Side rails are extruded Military-grade aluminum channel with a tapered edge, providing protection to the floor planks and allowing for cargo and product to be loaded and unloaded without damage.



All marker, clearance, and I.D. lights are LED.



Reinforced stake pockets are sized to accept Knapheide side options.



Integrated under body tie downs provide a reinforced location for attaching cargo tie down straps.

# ALUMINUM PLATFORM BODIES

## POPULAR OPTIONS

### // SIDE OPTIONS

The addition of any of Knapheide's extensive platform side options can transform your platform into a multi-functional body for many uses.



#### STAKE RACKS

Stake racks are constructed with all-Military-grade aluminum extrusions for exceptional strength. Stake racks are made for bodies of all lengths and in 28" and 40" high sides. Rear body racks sections are available as well as swing-out rear sections.



#### 12" DROP-IN RACKS

Drop-in racks provide a basic way to retain material in the load space.

Drop-in racks are available on 7'-18' length bodies.

*\*Optional bulkhead shown*



#### 12" AND 18" DROP-DOWN RACKS

Drop-down racks provide hinge-down side and rear sections for enhanced retainment and access to the load space. Adding drop-down racks requires the removal of the rub rail from the side of the body.

Drop-down racks are available on 7'-12' length bodies.

*\*Optional bulkhead shown*



#### REFUSE SIDES PUNCHED OR SOLID

Refuse sides are compatible with a square bulkhead. Rear doors are equipped with a latch and bail system, pivot up to 270 degrees and can be secured in the open or closed position. Refuse sides are available in 8'-14' lengths only and may be used in a wide range of applications, from trash hauling to landscaping.




## REQUEST A QUOTE

Visit [knapheide.com/quote](https://knapheide.com/quote) and fill out the form to receive a quote and additional product information.


## // BULKHEADS

All aluminum Knapheide platform bulkheads are constructed of Military-grade aluminum extrusions and .09" Marine-grade aluminum sheeting.




### ALBH SERIES

Rectangular, drop-in style with punched window. Available for all body models.




### ALBHG SERIES

Rectangular bulkhead that attaches through pockets and bolt-on gussets with punched window. Available for all body models.



### ALBHRB SERIES


Rectangular bulkhead with bolt-on under body reinforcements and punched window. Available for all 96" and 102" wide body models.



### ALBHRBT SERIES

Tapered to better match the cab angle with bolt-on under body reinforcements and punched window. Available for all 96" wide bodies in 36" and 40" heights.

## // OTHER OPTIONS



**INTEGRATED D-RING TIE-DOWNS**



**ICC BUMPER**



**REAR HITCH**



**SPARE TIRE RETAINER**



**UNDERBODY STORAGE COMPARTMENT**

## // ALUMINUM PLATFORM MODELS

LENGTH	CA	SRW MODELS (80" WIDE)	DRW MODELS (96" WIDE)	DRW MODELS (102" WIDE)
6'6"	31"	ALPB-668	-	-
7'6"	34"-42"	ALPB-768	-	-
8'9"	56"	ALPB-898 <sup>1</sup>	ALPB-89 <sup>1</sup>	-
8'9"	56"	ALPB-898-F <sup>2</sup>	ALPB-89-F <sup>2</sup>	-
9'3"	60"	ALPB-938	ALPB-93	-
10'3"	72"-84"	-	ALPB-103	-
11'3"	84"	-	ALPB-113	-
12'3"	84"-102"	-	ALPB-123	ALPBW-123
13'3"	108"	-	ALPB-133	ALPBW-133
14'3"	102"-124"	-	ALPB-143	ALPBW-143
16'3"	108"-138"	-	ALPB-163	ALPBW-163
18'3"	120"-152"	-	ALPB-183	ALPBW-183

1. For GM/Ram utilizing factory receiver hitch
2. Ford utilizing factory receiver hitch



ALPB-123  
 \*Body may be shown  
 with optional features



## COMMITMENT TO CORROSION RESISTANCE

Aluminum bodies are naturally corrosion resistant. Where steel fasteners are used, those fasteners are coated with “EcoGuard” to eliminate the interaction between the steel and aluminum.

This aluminum assembly method allows us to create products with the highest level of corrosion resistance available.

# NEVER SETTLE

If you are going to be a leader, it takes more than building a high-quality product. It means never being totally satisfied with that product, no matter how high quality it may be. It requires constant vigilance and a willingness to take a chance on something new. And it means exceeding expectations every time. As the industry changes, one thing never will—our commitment to making customers like you as productive and efficient as possible. We know you don't settle, and we don't either. That's why we want you never to settle for anything less than Knapheide on the back of your truck.

**Knapheide. Never settle.**

## THREE-YEAR, LIMITED WARRANTY



NO RUST  
THROUGH



FREE FROM DEFECTS  
IN WORKMANSHIP



FREE FROM DEFECTS  
IN MATERIALS

Visit [www.knapheide.com/warranty](http://www.knapheide.com/warranty) for more information.



The Knapheide Manufacturing Company  
1848 Westphalia Strasse | Quincy, IL 62305

217-222-7131  
[www.knapheide.com](http://www.knapheide.com)

**KNAPHEIDE**  
SINCE 1848