

KNAPHEIDE
SINCE 1848

// FORD

DUMP BODIES



KNAPHEIDE DUMP BODIES

The Knapheide Dump Body is where style, versatility and durability come together. When landscape or general contractors need a productive dump body that will last a lifetime, they choose the Knapheide Dump Body every time.

Our dump bodies are available in 9'6" to 11'6" lengths and side heights of 12" or 16" to accommodate 2-1/2 to 4 cubic yard carrying capacity. Models have crossmemberless understructures and offer fixed or drop sides.

Select from a variety of options to make your dump body a perfect fit.




KDBDS-1112
**Body may be shown
with optional features*

Visit knapheide.com/quote and fill out the form to receive a quote and additional product information.

STANDARD FEATURES

- A** Sides and tailgate feature self-cleaning sloped top rails and lower rails
- B** Sides are constructed of 12-gauge high tensile steel
- C** 2x6 side board pockets on the sides at the front and rear allow for increased load capacity
- D** Versatile, double acting tailgate accommodates both drop-down, pick-up style and spreader applications
- E** Quick release, one-handed lever for easy drop-down action on the tailgate
- F** Toe saver brackets located on both sides of the end rail for operator safety
- G** Rear corner posts equipped with a hook on each side for an optional tarp
- H** Cab protector constructed of 10-gauge high tensile steel with a punched window for visibility
- Double panel tailgate construction with 12-gauge HY50 outer panel and 10-gauge HY50 inner panel
- Bodies are Crossmemberless and feature fully boxed long sills constructed of 7-gauge HRCQ steel and run the entire length of the floor
- Electrodeposition prime-paint system provides superior corrosion resistance
- Bodies are fully protected with Knapheide's water-based undercoat

Other features not shown:



// CROSSMEMBERLESS UNDERSTRUCTURE



// SUBFRAME HOISTS

- ED models are powered by a 12-volt pump with a pendant switch control
- Double acting hoist provides power up and down

POPULAR OPTIONS



LED LIGHTS



TARP



BODY RAISE INDICATOR



UNDERBODY TOOLBOX



KNAP PACK



POLY BOARD EXTENSIONS



ICC BUMPER



CLASS V RECEIVER HITCH




METERING CHUTE


CAB PROTECTORS

MODEL	STYLE	APPLICATION	HEIGHT	NET WEIGHT
KCP-025S19-P	Straight Quarter Cab	2-4 Yard Dumps	19"	147 lb.
KCP-025T19-P	Tapered Quarter Cab	2-4 Yard Dumps	19"	130 lb.
KCP-100S19-P	Straight Full Cab	2-4 Yard Dumps	19"	228 lb.

'-P' denotes prime paint; '-B' denotes black finish paint.



STRAIGHT QUARTER CAB PROTECTOR



TAPERED QUARTER CAB PROTECTOR



STRAIGHT FULL CAB PROTECTOR



AVAILABLE MODELS

MODEL	SIDES	CHASSIS CLASS 3-5	UNDERSTRUCTURE STYLE	CAPACITY	LENGTH	SIDE HEIGHT	NET WEIGHT	HOIST MODEL	HOIST CAPACITY
KDBF912	Fixed	60 CA	Crossmemberless	2.5 yd.	9'6"	12"	1,397 lb.	KHA-1516SF	8.7 tons
KDBF916	Fixed	60 CA	Crossmemberless	3.29 yd.	9'6"	16"	1,468 lb.	KHA-1516SF	8.7 tons
KDBF1112	Fixed	84 CA	Crossmemberless	3 yd.	11'6"	12"	1,621 lb.	KHA-1520SF	8.6 tons
KDBF1116	Fixed	84 CA	Crossmemberless	4 yd.	11'6"	16"	1,726 lb.	KHA-1520SF	8.6 tons
KDBDS912	Drop	60 CA	Crossmemberless	2.5 yd.	9'6"	12"	1,369 lb.	KHA-1516SF	8.7 tons
KDBDS916	Drop	60 CA	Crossmemberless	3.29 yd.	9'6"	16"	1,454 lb.	KHA-1516SF	8.7 tons
KDBDS1112	Drop	84 CA	Crossmemberless	3 yd.	11'6"	12"	1,577 lb.	KHA-1520SF	8.6 tons
KDBDS1116	Drop	84 CA	Crossmemberless	4 yd.	11'6"	16"	1,667 lb.	KHA-1520SF	8.6 tons



KDBF1112
 *Body may be shown
 with optional features



COMMITMENT TO CORROSION RESISTANCE

Corrosion won't be a concern when you buy quality Knapheide products. To give you the best corrosion protection, we utilize a state-of-the-art, custom-designed, 12-step, SST cathodic electrodeposition finishing system, called "E-Coat."

It bonds prime paint to steel by an electroplating process to give you a superior coat of primer, resulting in better corrosion protection compared to spraying methods.

This system allows us to create products with the highest level of corrosion resistance available.

NEVER SETTLE

If you are going to be a leader, it takes more than building a high-quality product. It means never being totally satisfied with that product, no matter how high quality it may be. It requires constant vigilance and a willingness to take a chance on something new. And it means exceeding expectations every time. As the industry changes, one thing never will—our commitment to making customers like you as productive and efficient as possible. We know you don't settle, and we don't either. That's why we want you never to settle for anything less than Knapheide on the back of your truck.

Knapheide. Never settle.

THREE-YEAR, LIMITED WARRANTY



NO RUST
THROUGH



FREE FROM DEFECTS
IN WORKMANSHIP



FREE FROM DEFECTS
IN MATERIALS

Visit www.knapheide.com/warranty for more information.



The Knapheide Manufacturing Company
1848 Westphalia Strasse | Quincy, IL 62305

217-222-7131
www.knapheide.com

KNAPHEIDE
SINCE 1848